

Award winning aspirational family air tents & accessories

CAMP STAR



AWARD WINNING CAMP STAR



AWARD WINNING VALUE AIR TENTS ETP From **£589**

An impressive range of 6 affordable lightweight family air tents with free carpet & footprint groundsheet plus extension & side annexe optional add ons.

AIREDALE



AWARD WINNING AIREDALE



ETP From **£899**

AWARD WINNING FAMILY AIR TENTS

A trusted family favourite since 2016, re inspired by campers for campers - a range of 6 models with extension & side annexe optional add ons.

POLYCOTTON



AWARD WINNING KALAHARI



AWARD WINNING PC AIR TENTS ETP From **£1,999**

Premium polycotton air tents for families who demand only the very best in design, functionality & quality. 3 models with front extension & side sun wing options.



The ONLY Brand to Offer an Air Tube
***Lifetime Guarantee**

OXYGEN
AIR FRAME

KALAHARI PC 9.0 DSE



VIEW THE FULL DETAILS ONLINE



CAVERNOUS 9+4 BERTH DELUXE FAMILY AIR TENT WITH TWIN MULTIFUNCTIONAL DOUBLE SIDE AIR ANNEXES IN LUXURY BREATHABLE POLYCOTTON FABRIC

Discover the best selling Kalahari luxury breathable polycotton family air tents; a duo of 2 stunning models, from the award winning Kalahari PC 7.0 to the all new Kalahari PC 9.0 DSE extra large 9+4 berth family air tent with twin double side annexes and a front extension option for both models. The all new 9.0DSE model (shown above) is based on the best selling Airedale 9.0DSE from the award winning Airedale range, in luxury breathable polycotton with upgraded features such as inflatable double side annexes (registered design) and the acclaimed patio style double side doors & all new front porch removable groundsheet system; this new polycotton model is set to elevate, stimulate and accentuate your luxury family camping holiday experience, providing maximum living and sleeping accommodation for even the largest family.

Constructed from our trusted technical polycotton fabric for breathability, keeping down the internal temperature in warm weather whilst vastly reducing humidity & condensation plus cutting down external noise. With exceptional features such as roof light windows, extra deep darkened bedrooms & our famed air tube pressure relief valve system as standard, it's clear to see the distinct technical advantages that breathable polycotton offers for camping in warmer climates.

There has never been a better time to rediscover camping with the Kalahari luxury polycotton range!


Kalahari PC 7.0

ETP **£1,999**

Kalahari PC 9.0 DSE

ETP **£2,499**

CAMPESE THERMO INFLATABLE FURNITURE



THERMO
THERMAL COMFORT FOAM FABRIC

ETP From **£39.99**

ECO DEEP EXTREME COMPRESSOR COOLERS



ETP From **£269**

PREMIUM MELAMINE TABLEWARE SETS



ETP From **£11.99**

An impressive collection of affordable lightweight family air tents...

The **Outdoor Revolution** Camp Star air tent range has become a popular choice amongst UK camping families; an impressive collection of lightweight family air tents aimed to offer couples & families the chance to own a modern air tent of high specification & functionality at unparalleled value for money without compromise to quality. Ranging from a compact 3 berth weekend tourer up to a cavernous 12 berth group tent. This fully comprehensive range of 6 air tent models offer something affordable for anyone with aspirations of starting out camping or simply upgrading to owning their first air tent.

When it comes to upgrading & expanding, the Camp Star air tent range offers add on side awnings & front canopies compatible with the 500XL, 600, 700 & *1200 (*canopy only) models to set off the look whilst vastly adding to the advantage of increased usable space & providing greater user functionality. See website for add on canopy & side porch option details.

To sum up; the Camp Star collection is unrivalled in terms of functionality, flexibility and innovation at this price point and really does live up to our mantra of...

'Bringing the outdoors to everyone'.



All Camp Star models come packaged complete with a Dura-Tread carpet and footprint groundsheet.



SHOWN WITH OPTIONAL FRONT CANOPY & SIDE PORCH

Optional front canopy & side porch available



Camp Star 700

INCLUDES DURA-TREAD CARPET & FOOTPRINT GROUND SHEET



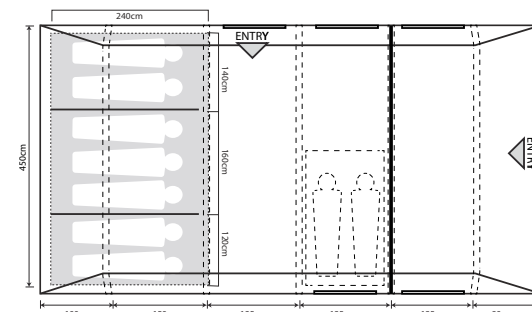
ETP **£1,099**



SLEEPS UP TO 9 PEOPLE

Impressive & affordable...

The **Camp Star 700** is a large 7+2 berth tunnel air tent ideal for families or groups. The internal living space is split between a generous commune area, darkened bedrooms, and a spacious enclosed front porch, while ample mesh ventilation fly screen panels combined with crystal-clear window panels maintain an airy internal space and maximise airflow in warmer temperatures. Representing fantastic value for money, and unrivalled in terms of functionality, flexibility and innovation at this price point, the Camp Star 700 is a great choice for campers who crave space and versatility.



Key Features

- 120HDE high density all weather lightweight fabric
- Hydrostatic head 3000mm
- Inflatable Oxygen Air Frame with Dynamic Speed Valve
- Enclosed front porch canopy area
- Zip back side door with Phoenix mesh ventilation panel
- Under window ventilation with close off external cover
- Internal living divider panel with zip-back door, mesh window & blind
- Darkened twilight micro polyester seven person bedroom with 2/3/2 dividers
- Attachment points for an optional additional 2 berth inner tent
- Hi-Vis guy lines with quick adjusters and adjustable pegging system
- Includes pump, peg set, footprint groundsheet, Dura-Tread carpet & carry bag



Weight: 35.27kg
Pack Size: 90x60x47cm
Footprint: 745 x 450cm



FRONT PORCH AREA - PERFECT FOR COOKING



OXYGEN AIR FRAME

Kick back, chill out & relax...



IMAGE FEATURING THE CAMPESE INFLATABLE FURNITURE - SEE ACCESSORIES SECTION

OUTDOOR REVOLUTION
WWW.OUTDOOR-REVOLUTION.COM

AIREDALE

A trusted family favourite since 2016, re inspired by campers for campers...

Redesigned for 2021, the already iconic Airedale range has become a firm & trusted favourite amongst campers since 2016 when the range was first launched. Inspired by the needs of serious family campers, utilising cutting edge technologies & the very best technical fabrics, this inspired stunning collection of 5 models offers something for everyone. Ranging from a compact 5 berth family model all the way up to a seriously large family model sleeping up to 13 people.

The award winning multifunctional double rear annexe (registered design) now features on 6 Outdoor Revolution models, offering additional sleeping, storage, toilet & utility space plus rear access. With multiple ground breaking practical features including double width patio side doors with full mesh ventilation, there isn't much more that we could cram in. When it comes to upgrading & expanding, the all new Airedale air tent range offers an add on side porch awning & front porch extensions, compatible with selected models to vastly increase usable living space & providing greater user functionality.

We think you too will be inspired!



AIREDALE EXTENSION



COMPATIBLE WITH
7.0SE & 9.0 DSE (2021 MODELS ONWARDS)

ETP £359

Optional
extension
& side
porch
available



AIREDALE EXTENSION



COMPATIBLE WITH
6.0S & 6.0SE (2021 MODELS ONWARDS)

ETP £329

The Airedale 9.0 DSE Inspirational outdoor living



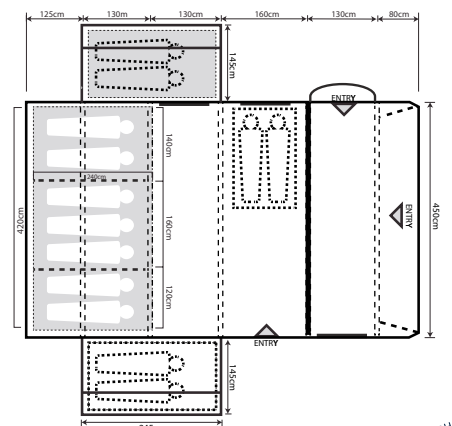
OXYGEN
AIR FRAME

ETP £1,599

SLEEPS UP TO 13 PEOPLE

The ultimate family air tent...

The impressive **Airedale 9.0SE** has the unique feature of multi-functional double side annexes (Registered design) on BOTH SIDES. These critically acclaimed annexe's have been designed to function as access points, flexible utility space or two berth sleeping areas. A huge zip-back panel with mesh windows separates the internal living space from the front porch, which allows for complete versatility, ventilation, and a feeling of open space. Utilizing the premium innovations expected of our long-standing Airedale collection we have now introduced a NEW Double width Patio style side door. With a handy side access door incorporated into the front porch, this is the perfect large family tent for those who truly appreciate a spacious camping experience.



Key Features

- 240 HDE high density all-weather lightweight fabric
- Hydrostatic head of 4000mm
- Oxygen Air Frame with dynamic speed valve & intelligent relief valve system
- LIFETIME GUARANTEE on Air Frame System (T's & C's Apply)
- Integral twin double rear sleeping/multi-functional annexes (Design registered)
- Front zip to add additional front porch extension
- Double width patio style door with Phoenix mesh ventilation
- Under Window ventilation with close-off external cover
- Tinted PVC windows with zip-up curtains
- 230cm deep darkened Twilight micro polyester 7 person bedrooms
- Includes right side 2 berth side annex inner tent
- Front vestibule left hand cooking ventilation with zip up storm PVC window
- Reflective guy lines with quick adjusters & adjustable pegging system
- Includes pump, peg set, storm straps and carry bag

Weight 53.17kg
Pack Size 93x67x58cm
Footprint 755x450cm+145cmx2



OXYGEN
AIR FRAME

FRONT VENTILATED PORCH AREA - PERFECT FOR COOKING

Home from home comfort...



IMAGE FEATURING THE DURA LITE 120 TABLE, LUCCA AIR MESH & PAVIA CHAIRS - SEE ACCESSORIES

AIREDALE 7.0SE



Key Features

- 240 HDE high density all-weather lightweight fabric
- Hydrostatic head of 4000mm
- Inflatable Oxygen Air Frame with DSV & IF valves
- LIFETIME GUARANTEE on Air Frame System (T's & C's Apply)
- Front zip to add additional Front Porch Extension
- Double-width Patio style door with Phoenix mesh ventilation
- Under Window ventilation with close off external cover
- Tinted PVC windows with zip up curtains
- 230cm deep, darkened Twilight micro polyester 7 person bedrooms
- Front Porch cooking ventilation with zip-up storm PVC window
- Reflective guy lines with quick adjusters & adjustable pegging
- Includes pump, peg set, storm straps and carry bag



Weight 47.77kg
Pack Size 93x63x56cm
Footprint 755 x 445cm



OXYGEN

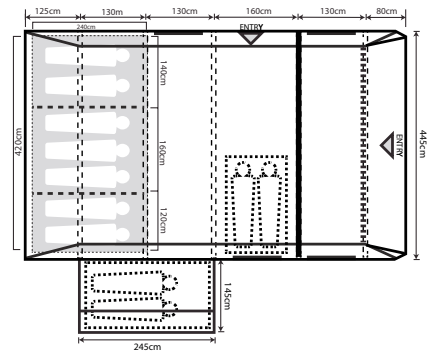
ETP £1,399



Award winning side annexe...

Redesigned for 2021, the **Airedale 7.0SE** is a firm family favourite. The critically acclaimed and exclusive multi-functional double side annexe (Registered design) can function as either an access point, flexible utility space or two berth sleeping area. The parallel design means that only a fraction of extra pitch space is used to the side of the tent. A huge zip-back panel complete with mesh windows separates the internal living space from the front porch, allowing for complete versatility, ventilation, and a feeling of open space. Utilizing the premium innovations expected of our long-standing Airedale collection, this is the perfect tent for families looking for a spacious camping experience.

SLEEPS UP TO 11 PEOPLE



AIREDALE 6.0SE



Key Features

- 240 HDE high density all-weather lightweight fabric
- Hydrostatic head of 4000mm
- Inflatable Oxygen Air Frame with DSV & IF valves
- LIFETIME GUARANTEE on Air Frame System (T's & C's Apply)
- Front zip to add additional Front Porch Extension
- Double width Patio style door with Phoenix mesh ventilation
- Under Window ventilation with close off external cover
- Tinted PVC windows with zip up curtains
- 230cm deep, darkened Twilight micro polyester 6 person bedrooms
- Front Porch cooking ventilation with zip up storm PVC window
- Reflective guy lines with quick adjusters & adjustable pegging
- Includes pump, peg set, storm straps and carry bag



Weight 41.97kg
Pack Size 88x62x52cm
Footprint 725 x 380cm



OXYGEN

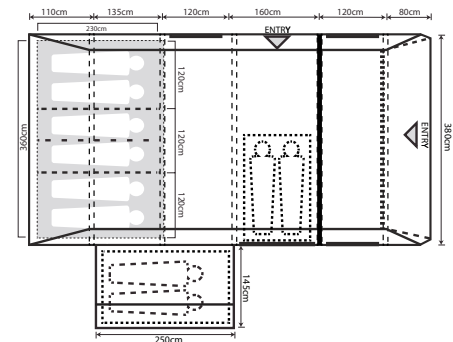
ETP £1,199



Re inspired & redesigned...

For a lot of campers the **Airedale 6.0SE** ticks a lot of boxes, the compact nature of a 6 berth tent combined with our critically acclaimed and exclusive multi-functional double side annexe (Registered design). A large zip-back panel complete with mesh windows separates the internal living space from the front porch, which allows for complete versatility whilst offering ample ventilation and open space. Utilizing the premium innovations expected of our long-standing Airedale collection, plus the addition of a new double-width patio style side, the Airedale 6.0SE is set to become a firm family favourite.

SLEEPS UP TO 10 PEOPLE



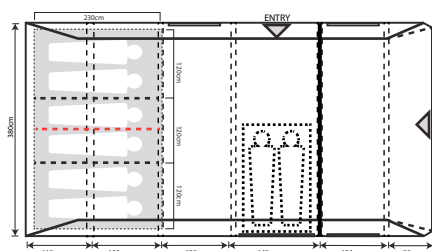
AIREDALE 6.0S



OXYGEN

ETP £1,099

Outdoor Revolution's best selling premium lightweight **Airedale 6.0S** inflatable six berth family tent.



Weight 36.47kg
Pack Size 88x63x48cm
Footprint 725 X 380cm

SLEEPS UP TO 8 PEOPLE



AIREDALE 5.0S

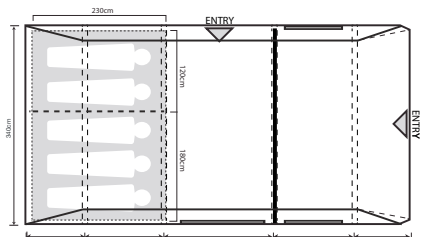
*SHOWN BELOW WITH OPTIONAL SUN CANOPY



OXYGEN

ETP £899

Awarded 'Best Compact Family Tent' from Camping Magazine in 2019, the **Airedale 5.0S** inflatable tent Optional front sun canopy available.



Weight 29.67kg
Pack Size 82x53x48cm
Footprint 660 X 340cm

SLEEPS UP TO 5 PEOPLE



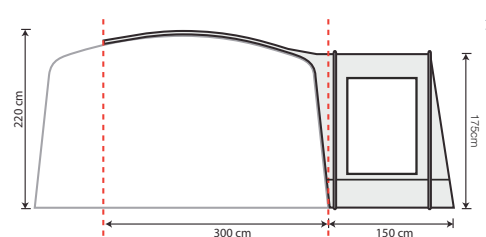
AIREDALE SIDE PORCH



COMPATIBLE WITH 6.0S & 6.0SE
7.0SE (2021 MODELS ONWARDS)

ETP £249

The brand new lightweight pole and sleeve **Airedale Side Porch** is the ultimate sheltered utility space to fix alongside your tent.



Weight 10.1kg
Pack Size 70x27x21cm
Footprint 300x150cm

VIEW THE FULL DETAILS ONLINE

The pinnacle of aspirational modern family air tents reinvented

Since the conception of the ground breaking O-Zone range in 2016, the O-Zone air tent has become the aspirational tent of choice for families looking for luxury with features not to found in any other family air tent on the market. Updated, upgraded & pushing the boundaries of cutting edge design; the 2022 range of 2 stunning luxury family air tents delivers every conceivable function imaginable... & then some more.

Features abound in the new O-Zone Safari range, such as the award winning double rear annexe (registered design) & the all new versatile front living annexe. Twin double width patio doors with full mesh, front vestibule ventilated cooking area, roof light windows, darkened 240cm deep luxury bedrooms with removable end compartment; the list goes on.

Complete the look with the side sun wing shade, expand with the front porch extension, add shelter with the front canopy.

...Pushing the boundaries of family air tent design for campers with aspirations!



The O-Zone 8.0 Safari Lodge Space & luxury in equal measures

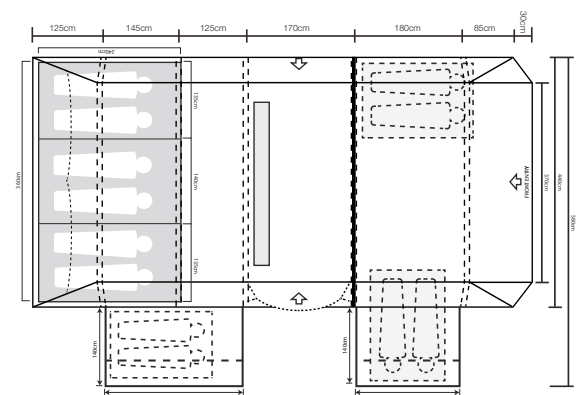


ETP **£1,999**

SHOWN WITH OPTIONAL FRONT EXTENSION & SUN WING SIDE CANOPY

The pinnacle of luxury family air tents...

The flagship **O-Zone 8.0 Safari Lodge**, is the ultimate in high specification, space & luxury. Constructed using 480HDE High Density Double Rip-Stop fabric, this premium 6+6 berth air tent is uniquely designed to combine the top-quality features expected of the O-Zone range with our award-winning double side annexe and multifunctional front living annexe. We have integrated popular Outdoor Revolution innovations including twin double-width side access doors, a unique sewn-in front porch groundsheet and a removable central door panel with mesh windows. One important feature of 'The Lodge' is the sleeping options, effectively offering a total of 4 completely detached and separate areas, great for families or groups who need their own space. An optional front porch extension and side veranda canopy can be purchased, granting an unprecedented amount of sheltered living space. This heavy-duty family tent is the ultimate choice for families craving supreme quality, spacious accommodation, and a refined sense of home from home luxury.



Optional extension & side sun wing available

Key Features

- 480HDE high density all-weather premium rip-stop fabric
- Hydrostatic head 6000mm
- Oxygen Air Frame with DSV & IF relief valve system
- LIFETIME GUARANTEE on the Air Frame System (T's & C's apply)
- Integral rear multifunctional double annexe (registered design)
- Integral front porch living annexe with clip in sleeping option
- Front zip to add optional zip on extension
- Double-width patio style door to both sides with mesh
- Internal multi position zip-back / zip out partition door with mesh
- Under window ventilation with close off external cover
- Tinted PVC windows with zip-up curtains
- 240cm deep, darkened micro polyester 6 person bedrooms
- Tinted roof light window
- Reflective guy lines with quick adjusters & adjustable pegging
- Oxygen tube pocket system compatible
- Includes pump, peg set, storm straps and carry bag

Weight 65.0kg
Pack Size 93x64x67cm
Footprint 860x440+140cm



OXYGEN
AIR FRAME



VIEW THE FULL DETAILS ONLINE



O-ZONE 6.0XTR

Safari



CAVERNOUS HOME FROM HOME LIVING SPACE

VIEW ONLINE
SCAN QR CODE

FOR O-ZONE
RANGE DETAILS



OUTDOOR
REVOLUTION

OUTDOOR
REVOLUTION
WWW.OUTDOOR-REVOLUTION.COM



OXYGEN
AIR FRAME

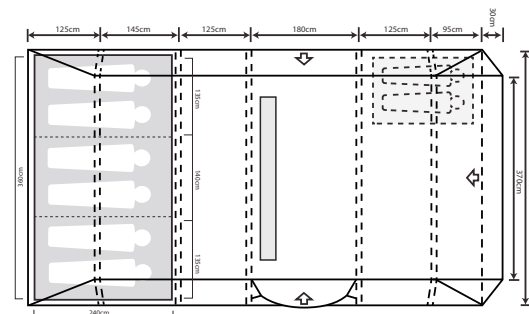
SHOWN WITH OPTIONAL FRONT EXTENSION & SUN WING SIDE CANOPY



ETP £1,599

Feature packed premium luxury family air tent...

The **O-Zone 6.0XTR Safari** has become 'the' sought-after model following its release in 2020. This premium family air tent utilizes an intelligent design to maximise space, flexibility and longevity, offering unique sleeping options to comfortably accommodate up to eight adults. Constructed from a heavy-duty 480HDE high density rip stop material, this tent is packed full of premium features, including the new addition of double-width side access doors and the unique sewn-in front porch groundsheet. There is a zip back internal divider panel which can be used to isolate the front porch as a sleeping area if desired. An optional front porch extension and side veranda canopy can be added to create an unprecedented amount of sheltered living space, making it perfect for winding down with friends, family or unexpected guests.



Key Features

- 480HDE high density all-weather premium rip-stop fabric
- Hydrostatic head 6000mm
- Oxygen Air Frame with DSV & IF relief valve system
- LIFETIME GUARANTEE on the Air Frame System (T's & C's apply)
- Front zip to add optional zip on extension
- Double-width patio style door to both sides with mesh
- Internal multi position zip-back / zip out partition door
- Under window ventilation with close off external cover
- Tinted PVC windows with zip-up curtains
- 240cm deep, darkened micro polyester 6 person bedrooms
- Tinted roof light window
- Reflective guy lines with quick adjusters & adjustable pegging
- Includes pump, peg set, storm straps and carry bag

Weight 49.5kg
Pack Size 89x68x56cm
Footprint 825 x 440cm



OXYGEN
AIR FRAME

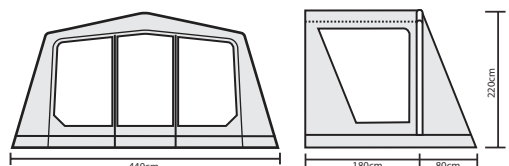
VIEW THE FULL DETAILS ONLINE

FRONT EXTENSION



ETP £379

The fully enclosed **O-Zone Safari Front Porch Extension**, zips directly onto the front of both O-Zone Safari Tents. This extension considerably extends usable utility space from the integral front porch and builds on the excellent vista of the outside world through an enclosed windowed multi-position front door panel.



VIEW THE FULL DETAILS ONLINE

O-ZONE Safari SIDE SUN WING CANOPY



O-Zone 6.0XTR Safari

ETP £199

O-Zone 8.0 Safari Lodge

ETP £209

Alfresco living on another level...

To add to the already impressive styling of the O-Zone Safari range, an **O-Zone Side Sun Wing** is a fantastic addition which simply clips onto the right side of our O-zone 6.0XTR Safari & 8.0 Safari Lodge tents. Creating a capacious side canopy extension which considerably increases usable utility space whilst retaining a panoramic outlook of the great outdoors.

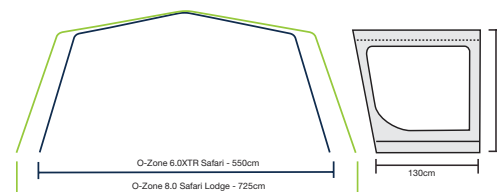


IMAGE FEATURING THE CAMPESE INFLATABLE FURNITURE - SEE ACCESSORIES SECTION

Discover the 2022 Kalahari luxury polycotton tent range...

Discover the best selling Kalahari luxury breathable polycotton family air tents; a duo of 2 stunning models, from the award winning Kalahari PC 7.0 to the all new Kalahari PC 9.0 DSE extra large 9 + 4 berth family air tent with twin double side annexes and a front extension option for both models.

The all new Kalahari 9.0 DSE model is based on the best selling Airedale 9.0 DSE from the award winning Airedale range, in luxury breathable polycotton with upgraded features such as inflatable double side annexes (registered design) and the acclaimed patio style double side doors & all new front porch removable groundsheet system; this new polycotton model is set to elevate, stimulate and accentuate your luxury family camping holiday experience, providing maximum living and sleeping accommodation for even the largest family.

Constructed from our trusted technical polycotton fabric for breathability, keeping down the internal temperature in warm weather whilst vastly reducing humidity & condensation plus cutting down external noise. With exceptional features such as roof light windows, extra deep darkened bedrooms & our famed air tube pressure relief valve system as standard, it's clear to see the distinct technical advantages that breathable polycotton offers for camping in warmer climates.

There has never been a better time to rediscover camping with the Kalahari polycotton range!

The Kalahari PC 9.0 DSE - Twin double side annexes

NEW



OXYGEN
AIR FRAME

**OWNER
SATISFACTION
AWARDS
2022**

ETP **£2,499**

Stay cool & breath easy this summer in polycotton...

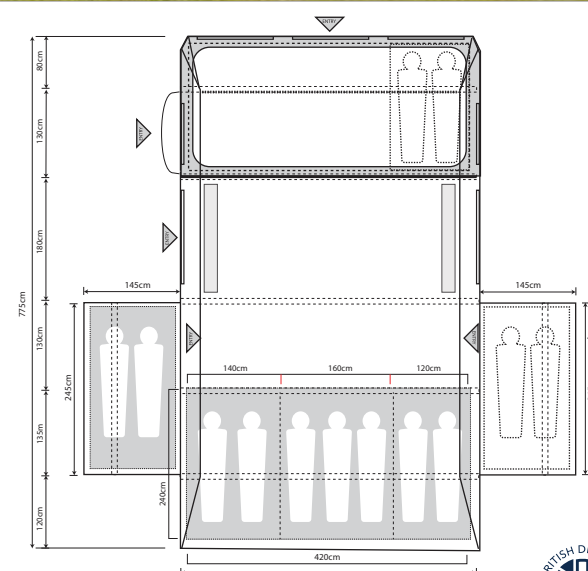
Introducing the premium 9+4 berth Kalahari PC 9.0 DSE inflatable family tent, created from a durable, breathable and water resistant polycotton material. Based on the perennial success of the Airedale 9.0 DSE, we have taken the innovative side annexe to the next level with exclusive multi-functional inflatable twin double side annexes; designed to function as an additional access point offering flexible utility space or 2 x 2 berth sleeping bedrooms (*right side 2 berth bedroom inner tent included*), giving you the option of increasing sleeping capacity even further. A maximum sleeping capacity of 13 can be reached should you choose to purchase a further optional two berth front porch fitting inner tent and annexe inner tent.

With the optional addition of a front extension (purchased separately) the Kalahari PC 9.0 DSE offers limitless possibilities in terms of functional options and palatial space.

The Polycotton Flysheet is exquisite, allowing breathability and insulation in equal parts, dependent on the weather conditions; the fabric will contract for maximum heat retention when cold, whilst in warm weather, the material will 'breathe' to help maintain a more comfortable internal atmosphere.



[VIEW THE FULL DETAILS ONLINE](#)



**BRITISH DESIGNED
QUALITY ASSURED**

Key Features

- Breathable Premium Polycotton fabric
- Inflatable ultra sturdy Oxygen Air Frame
- LIFETIME GUARANTEE on the Air Frame System (T's & C's apply)
- Dynamic Speed Valve & Intelligent Frame relief valve
- Integral twin rear multifunctional double annexes (registered design)
- Internal zip back porch divider door with Phoenix mesh
- Double width side patio style doors
- Ground level side ventilation
- Side roof lights to central living area
- Reflective guy lines with quick adjusters
- Multiple cable access points
- Front porch cooking ventilation
- 240cm deep, darkened micro polyester 7 person rear bedrooms
- Tinted anti glare panoramic windows with zip up curtains
- Fully sewn-in PE groundsheet with removable porch section groundsheet
- Right side door with Phoenix mesh ventilation & porch canopy
- Oxygen tube pocket system compatible
- Includes pump, peg set, repair kit and storm straps



OXYGEN
AIR FRAME

Weight 70.3kg
Pack Size TBC
Footprint 775x445 + 145x245 + 145x245

KALAHARI PC 7.0



ETP **£1,999**

OXYGEN
AIR FRAME

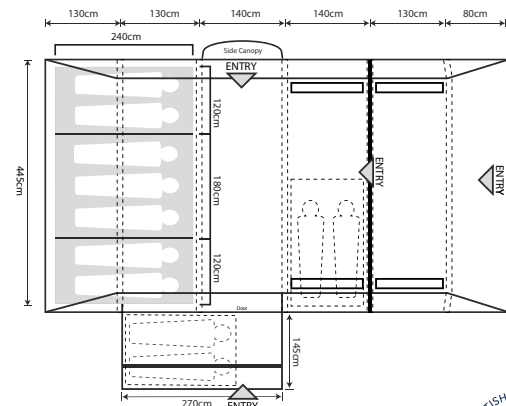
Award winning luxury polycotton family tent...

The premium seven berth **Kalahari PC 7.0** breathable inflatable family tent, created from a durable, breathable and water resistant polycotton material. Based on the perennial success of the Airedale 7.0, we have taken the innovative side porch to the next level with an exclusive multi-functional double side annexe; this annexe has been designed to function as an access point, flexible utility space or two berth sleeping bedroom, giving you the option of increasing sleeping capacity by two. A maximum sleeping capacity of eleven can be reached should you choose to purchase a secondary optional two berth inner tent. The parallel design of this porch area means that only a fraction of extra space is utilized at the side of the family tent.

The Polycotton Flysheet is exquisite, allowing breathability and insulation in equal parts, dependent on the weather conditions; the fabric will contract for maximum heat retention when cold, whilst in warm weather, the material will 'breathe' to help maintain a more comfortable internal atmosphere.



COORDINATING PRONTO PC WINDBREAK - SEE ACCESSORIES SECTION



Key Features

- Breathable Premium Polycotton fabric
- Inflatable ultra sturdy Gothic arch Oxygen Air Frame
- LIFETIME GUARANTEE on the Air Frame System (T's & C's apply)
- Dynamic Speed Valve & Intelligent Frame relief valve
- Integral rear multifunctional double annexe (registered design)
- Internal zip back porch divider door with Phoenix mesh
- Ground level side ventilation
- Side roof lights to central living area
- Reflective guy lines with quick adjusters
- Multiple cable access points
- Front porch cooking ventilation
- 240cm deep, darkened micro polyester 7 person rear bedrooms
- Tinted anti glare panoramic windows with zip up curtains
- Fully sewn-in PE groundsheet with removable porch section groundsheet
- Oxygen tube pocket system compatible
- Includes pump, peg set, repair kit and storm straps



OXYGEN
AIR FRAME

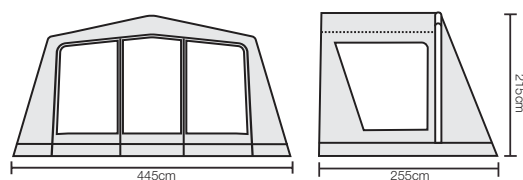
Weight 49.5kg
Pack Size 89x68x56cm
Footprint 825 x 440cm

KALAHARI PC 7.0 EXTENSION



ETP **£519**

A fully enclosed front porch extension is available for the Kalahari PC 7.0 model which zips directly onto the tent front. This refined polycotton extension considerably extend the usable utility space out from the integral front porch and further enhances the excellent vista of the outside world.



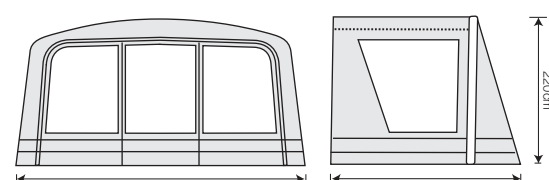
VIEW THE FULL DETAILS ONLINE

KALAHARI PC 9.0 DSE EXTENSION



ETP **£539**

A fully enclosed front porch extension is available for the Kalahari PC 9.0 DSE model which zips directly onto the tent front. This refined polycotton extension considerably extend the usable utility space out from the integral front porch and further enhances the excellent vista of the outside world.



VIEW THE FULL DETAILS ONLINE

OUTDOOR
REVOLUTION

WWW.OUTDOOR-REVOLUTION.COM

SLEEPING

STORAGE & UTILITY

FURNITURE & INFLATABLE

WINDBREAKS & SHELTERS

COOKING & HEATING

TABLES & BENCHES

LIGHTING & ELECTRICAL

INNER TENTS

COOLING

PITCHING

SANITATION, TOILET FLUID, WASTE & WATER

BRITISH DESIGNED

QUALITY ASSURED



Essential quality branded camping accessories...

SLEEPING BAGS

CAMP STAR

SINGLE 300 - 225x85cm

ETP £44.99



CAMP STAR

MIDI 400 - 235x105cm

ETP £59.99



CAMP STAR

DOUBLE 300 - 225x140cm

ETP £74.99



CAMP STAR

PILLOW - 75x50cm

ETP £9.99



COLOUR

Shell: Ensign Blue Liner: Adriatic Blue Zip: Silver

SUN STAR

SINGLE 200 - 200x75cm

ETP £34.99



SUN STAR

DOUBLE 200 - 200x150cm

ETP £59.99



SUN STAR

DUVET 300 - 215x150cm

ETP £34.99



COLOUR OPTIONS

Shell: Blue Coral Liner: Monument Zip: Silver

Shell: After Dark Liner: After Dark Zip: Silver

Shell: Charcoal Liner: Charcoal Zip: Silver

SUN STAR

SINGLE 400 - 215x80cm

ETP £44.99



SUN STAR

DOUBLE 400 - 215x150cm

ETP £79.99



COLOUR OPTIONS

Shell: Charcoal Liner: Charcoal Zip: Silver

STAR FALL

MIDI 400 - 235x105cm

ETP £84.99



STAR FALL

KING 400 - 235x170cm

ETP £139.99



COLOUR OPTIONS

Shell: After Dark Liner: After Dark Zip: Silver

Shell: Charcoal Liner: Charcoal Zip: Silver

VIEW ONLINE
SCAN QR CODE

SLEEPING BAG
RANGE DETAILS



SELF INFLATING AIR MATTRESSES

CAMP STAR

SINGLE 75 - 200x60x7.5cm

ETP £49.99



CAMP STAR

MIDI 75 - 198x76x7.5cm

ETP £69.99



CAMP STAR

DOUBLE 75 - 200x130x7.5cm

ETP £109



COLOURS

Top: Adriatic Blue Bottom: Monument

Comfort Rating ★★

CAMP STAR

MIDI 100 - 198x76x10cm

ETP £99.99



CAMP STAR

DOUBLE 100 - 201x132x10cm

ETP £149



COLOURS

Top: Adriatic Blue Bottom: Monument Side: Dark Slate

Comfort Rating ★★★

CAMP STAR

Rock 'n' Roll 100 - 180x100x10cm

ETP £109



COLOURS

Top: Adriatic Blue Bottom: Monument Side: Dark Slate

Comfort Rating ★★★

VIEW ONLINE
SCAN QR CODE

SI MATTRESSES
RANGE DETAILS



SKYFALL

MIDI 120 - 198x76x12cm

ETP £149



SKYFALL

DOUBLE 120 - 201x132x12cm

ETP £219



COLOURS

Top: Ensign Blue Bottom: Monument Side: Dark Slate

Comfort Rating ★★★★★

SKYFALL

MIDI 150 - 198x76x15cm

ETP £169



SKYFALL

DOUBLE 150 - 201x132x15cm

ETP £249



COLOURS

Top: Ensign Blue Bottom: Monument Side: Dark Slate

Comfort Rating ★★★★★

CAMP STAR

TOP OF THE POP 75 - 180x100x7.5cm

ETP £79.99



COLOURS

Top: Adriatic Blue Bottom: Monument

Comfort Rating ★★

CAMP BEDS


PREMIUM BED
LOUNGER

ETP £179




SARZANA PREMIUM
BED LOUNGER

ETP £119




ALUMINIUM
SINGLE CAMP BED

ETP £49.99




CAMPING
SINGLE BED

ETP £54.99




CAMPING
DOUBLE BED

ETP £89.99




CAMPING BUNK BED

ETP £125



VIEW ONLINE
SCAN QR CODE

CAMP BED
RANGE DETAILS



STORAGE & UTILITY

MILANO CAMP WARDROBE



ETP £79.99

MODENA FAMILY CAMP WARDROBE



ETP £99.99

MONZA CAMP KITCHEN



ETP £109

MILAZZO MULTI CAMP KITCHEN




ETP £109

MESINA MULTI CAMP KITCHEN DUO



ETP £129

OXYGEN TUBE POCKETS



ETP £27.99

STORAGE HANGER



ETP £39.99

CAMPING CHAIRS & LOUNGERS

SAN REMO CHAIR



ETP £139

SAN REMO FOOTREST



ETP £34.99

VICENZA LUX CHAIR



ETP £79.99

VICENZA LUX FOOTREST



ETP £29.99

PALERMO TEX CHAIR



ETP £79.99

PALERMO TEX FOOTREST



ETP £29.99

PAVIA CHAIR



ETP £54.99

LUCCA AIR MESH CHAIR



ETP £69.99

TURIN ALU AIR MESH CHAIR



ETP £99.99



VERONA ALU AIR MESH LOUNGER



ETP £109

SORRENTO LOUNGER



ETP £119

DIRECTORS CHAIR WITH SIDE TABLE



ETP £69.99

HIGH BACK XL CHAIR
Grey & Black



ETP £39.99

HIGH BACK XL CHAIR
Navy Blue & Black



ETP £39.99

HIGH BACK XL CHAIR
Dark Green & Black



ETP £39.99

TUB CHAIR
Grey & Black



ETP £34.99

TUB CHAIR
Navy Blue & Black



ETP £34.99

TUB CHAIR
Green & Black



ETP £34.99

TUBBI XL CHAIR
Grey & Black



ETP £89.99

INFLATABLE FURNITURE

CAMPESE

The Outdoor Revolution Campese Inflatable Furniture range is a stylish, luxury addition to any family tent, driveway or caravan awning; creating a comfortable home from home ambiance to kick back & relax.



CAMPESE

INFLATABLE 2 SEAT SOFA



CAMPESE - Two Seat Sofa
160x85x75cm

ETP £119

CAMPESE

INFLATABLE ARM CHAIR



CAMPESE - Arm Chair
105x85x75cm

ETP £89.99

CAMPESE

INFLATABLE FOOTREST



CAMPESE - Foot Rest
60x50x38cm

ETP £34.99

CAMPESE

THERMO
THERMAL COMFORT FOAM FABRIC

NEW

Following on from the best selling Campese inflatable camping furniture; innovation comes first with the all new 'CAMPESE THERMO' inflatable thermal furniture range by Outdoor Revolution, setting the bar even higher when it comes to added warmth, luxury, comfort, support & style.



CAMPESE

THERMO
THERMAL COMFORT FOAM FABRIC

INFLATABLE 2 SEAT SOFA
WITH THERMAL COMFORT FOAM TECHNOLOGY



CAMPESE THERMO - Two Seat Sofa
160x85x75cm

ETP £149

CAMPESE

THERMO
THERMAL COMFORT FOAM FABRIC

INFLATABLE ARM CHAIR
WITH THERMAL COMFORT FOAM TECHNOLOGY



CAMPESE THERMO - Arm Chair
105x85x75cm

ETP £109

CAMPESE

THERMO
THERMAL COMFORT FOAM FABRIC

INFLATABLE FOOTREST
WITH THERMAL COMFORT FOAM TECHNOLOGY



CAMPESE THERMO - Foot Rest
60x50x38cm

ETP £39.99

SCREENHOUSES



A collection of 4 new quick erect screenhouse models...

New for 2022 the four Outdoor Revolution Screenhouse models feature the 'Pronto' quick erect pop-up system & can be quickly & easily set up by just one person in a matter of a couple of minutes. The deluxe DLX models come with additional features such as integral zip down & roll up privacy weather panels & side PVC windows. Fitted with tough side mesh panels for ventilation and sun protection, these screenhouse are sure to keep you cool whilst offering shelter from the wind. Kader piping is attached to all model fronts for direct attachment of an optional Outdoor Revolution windbreak (fitted with Kader piping to connect with a figure of '8' connector) for added shelter & privacy.

SCREENHOUSE 6



SCREENHOUSE 6
ETP £349
DETACHABLE PRIVACY PANELS X 2
ETP £49.99

SCREENHOUSE 6 DLX



SCREENHOUSE 6 DLX (Deluxe)
FEATURING INTEGRAL ZIP UP PRIVACY PANELS & QUARTER PANEL PVC SIDE WINDOWS
ETP £449

SCREENHOUSE 4



SCREENHOUSE 4
ETP £299
DETACHABLE PRIVACY PANELS X 2
ETP £49.99

SCREENHOUSE 4 DLX



SCREENHOUSE 4 DLX (Deluxe)
FEATURING INTEGRAL ZIP UP PRIVACY PANELS & QUARTER PANEL PVC SIDE WINDOWS
ETP £349

WINDBREAKS



BREEZE-LITE 3 PANEL WINDBREAK



PRONTO COMPACT 4 PANEL WINDBREAK



BREEZE PLUS 3 PANEL WINDBREAK



PRONTO PC 4 PANEL WINDBREAK (POLYCOTTON)



PRONTO COMPACT 3 PANEL WINDBREAK



PRONTO PRO 3 PANEL WINDBREAK



INFLATION



12V DC ELECTRIC AIR FRAME INFLATOR
Automatic cut out function

ETP £109



12V DC ELECTRIC AIR PUMP
Suitable for air beds & mattresses

ETP £7.99



DOUBLE ACTION PUMP
Inflates up to 11.6PSI

ETP £22.99



MINI MAX USB AIR PUMP
Delivers 265L of air per minute

ETP £25.99

PRONTO 'BEACH BUM' SHELTER



ETP £149



PRONTO
BEACH BUM

COOKING & HEATING - GAS/ELECTRIC

SINGLE BURNER GAS STOVE
Takes cartridge gas (220g)



ETP **£19.99**

TWIN BURNER GAS STOVE & GRILL
450g screw fitting gas cannister purchased separately



ETP **£99.99**

PORTABLE GAS HEATER
With safety ODS & tilt switch



ETP **£46.99**

BUTANE PROPANE (MIX) 450G
Screw fitting gas cannister



SINGLE ETP **£5.99**

ISO BUTANE FUEL 220G
Screw fitting gas cannister



4 PACK ETP **£6.99**

ELECTRIC GRILL PLATE
2000W



ETP **£34.99**

SINGLE INDUCTION HOB
1800W



ETP **£49.99**

DOUBLE INDUCTION HOB
800+800W



ETP **£109**

LOW WATTAGE TOASTER
600-700W



ETP **£16.99**

PREMIUM LOW WATTAGE KETTLE 1.7L
1000W



ETP **£29.99**

PTC CERAMIC HEATER
750W - 1500W



VIEW ONLINE
SCAN QR CODE
COOKING & HEATING
RANGE DETAILS

ETP **£27.99**

ELECTRIC ECO HEATER
600W - 1200W



ETP **£39.99**

DELUXE LOW WATTAGE 2 SLICE TOASTER
600-700W



ETP **£34.99**

PREMIUM LOW WATTAGE ELECTRIC KETTLE 1L
1000-1200W



ETP **£24.99**

TABLES & BENCHES

ALU TOP CAMP TABLE
Heat proof cooker compatible



Total Weight 5.1kg
Size 80 x 60 x 70cm
Max Load 30kg

ETP **£37.99**

ALU TOP CAMP TABLE (130X60cm) WITH FOLDING SIDE TABLES
Heat proof cooker compatible



Total Weight 5.1kg
Size 130x60x70cm
Max Load 30kg

ETP **£59.99**

DOUBLE ALU TOP CAMP TABLE (120X60CM) ALU FRAME
Heat proof cooker compatible



Total Weight 8.6kg
Size 120x60x70cm
Max Load 30kg

ETP **£64.99**

LOW FOLDING TABLE WITH ALU TOP (56X34cm)
Heat proof cooker compatible



Total Weight 1.8kg
Size 56x34x24cm
Max Load 30kg

ETP **£14.99**

DURA-LITE 80 TABLE
Lightweight & robust with adjustable height



Total Weight 3.6kg
Size 80x59x59-72cm
Max Load 80kg

ETP **£109**

DURA-LITE 120 FOLDING TABLE
Lightweight, compact & robust with adjustable height



Total Weight 5.8kg
Size 120x70x40-60-70cm
Max Load 30kg

ETP **£139**

CAPRI PICNIC TABLE & STOOL SET- ALU
Compact design - Aluminium top / Heat proof



Total Weight 9.5kg
Table Size 120x60x70cm
Max Load Table: 30kg
Max Load Stool: 100kg

ETP **£99.99**

CORTINA WEATHERPROOF TABLE SMALL (60x80)
Lightweight, compact, weatherproof & robust with adjustable height



Total Weight 4.9kg
Size 60x80x56-72cm
Max Load 30kg

ETP **£79.99**

CORTINA WEATHERPROOF TABLE MEDIUM (70x100)
Lightweight, compact, weatherproof & robust with adjustable height



Total Weight 6.2kg
Table Size 70x100x56-72cm
Max Load 30kg

ETP **£99.99**

CORTINA WEATHERPROOF TABLE LARGE (80x120)
Lightweight, folding, compact, weatherproof & robust with adjustable height



Total Weight 8.42kg
Size 80x120x56-72cm
Max Load 30kg

ETP **£119**

UNIVERSAL WINDSHIELD
Compatible with Alu top tables
Complete with rubber fixing suckers



Size 62x33x21cm

ETP **£12.99**

VIEW ONLINE
SCAN QR CODE
CAMP TABLES
RANGE DETAILS



COOK WARE

INDUCTION HOB WHISTLING KETTLE 1.7L



ETP **£12.99**

3 PCE INDUCTION PAN SET



ETP **£39.99**

DOUBLE TOASTED SANDWICH MAKER



ETP **£14.99**

MELAMINE

PREMIUM 12pc MELAMINE PLATE & BOWL SET



PASTEL LIME
PASTEL BLUE
PASTEL GREY

ETP **£31.99**

PREMIUM 4pc MELAMINE MUG SET



PASTEL LIME
PASTEL BLUE
PASTEL GREY

ETP **£11.99**

STANDARD 16pc MELAMINE PLATE, BOWL & MUG SET



FRACTURE DESIGN

ETP **£29.99**

LIGHTING

LUMI-LITE
Compatible with up lighter shades



ETP **£9.99**

LUMI-LINK LED TUBE LIGHTING KIT



ETP **£89.99**

5 IN 1 LUMI-FAN LITE
With power bank phone charger



ETP **£24.99**

4 IN 1 LUMI-SOLAR FAN LANTERN
With power bank phone charger



ETP **£21.99**

LUMI-SOLAR LANTERN
Automatic solar charging



ETP **£13.99**

MOSQUITO KILLER LANTERN WITH FAN - USB



ETP **£19.99**

LUMI-MOSI KILLER LANTERN
With power bank phone charger



ETP **£24.99**

LUMI-MOSI KILLER LITE



ETP **£15.99**

LUMI-SOLAR MOSI KILLER LANTERN
With self cleaning feature



ETP **£29.99**

TRAVEL MOSI KILLER



ETP **£11.99**

ULTRASONIC MOSI REPELLING BAND



ETP **£7.99**

PORTABLE SOLAR LANTERN SQUARE - USB



ETP **£9.99**

ELECTRIC HOOK UP

MOBILE MAINS POWER UNIT WITH 15M POWER CABLE



ETP **£54.99**

ELECTRICAL CABLE STORAGE REEL



MADE IN BRITAIN

ETP **£8.99**

CAMPING MAINS EXTENSION LEAD 10m 1.5mm 16A



ETP **£19.99**

CARAVAN MAINS EXTENSION LEAD 25m 2.5mm 16A



ETP **£54.99**

UK MAINS ADAPTOR Mains Caravan Plug to 13A Socket



ETP **£5.49**

UK MAINS ADAPTOR 13A Plug to Caravan Mains Socket



ETP **£5.49**

CONTINENTAL MAINS PLUG Continental Plug to Caravan Mains Socket



ETP **£4.99**

INNER TENTS

2 BERTH CLIP IN INNER TENT
Universal fitting



ETP **£69.99**

MOVELITE 4 PERSON INNER TENT T3E, T4E & T4E PC



ETP **£119**

CAYMAN PORCH EXTENSION CABIN INNER TENT



ETP **£109**

OXYGEN AIR POD INNER TENT



ETP **£109**

2 BERTH SIDE ANNEXE INNER TENT



ETP **£79.99**

O-ZONE 8.0 SAFARI LODGE FRONT ANNEXE 2 BERTH INNER TENT



ETP **£69.99**

COOLING

'Eco Deep Extreme' Compressor Coolers

NEW

New for 2022, **Outdoor Revolution** are pleased to introduce a range of 3 models of 'Eco Deep Extreme' Pressure coolers. Comprising of a 26L (car cooler), 35L, & 45L models; all with split 2 zone twin compartments for both chilling & freezing. Ideal for keeping ice for cold drinks or ice creams for the kids, whilst the chiller compartment takes care of keeping the wine & beer or for keeping your everyday groceries perfectly chilled.



ETP
£269



ETP
£329



ETP
£359

ECO DEEP EXTREME COMPRESSOR CAR COOLER 26L 12v / 24v

NEW

The **Eco Deep Extreme Compressor Car Cooler 26L** is a twin compartmented compact compressor cooler & freezer with a temperature range of 20°C to -22°C & a 26 litre capacity suitable for leisure automotive & camping applications.

ECO DEEP EXTREME COMPRESSOR COOLER 35L

NEW

The **Eco Deep Extreme Compressor Cooler 35L** is a large twin compartmented compact compressor with 2 zone cooler & freezer with a temperature range of 0°C to 10°C 25L cooler zone & a -10°C to -20°C 10L freezer zone. Suitable for leisure automotive & camping applications.


ECO DEEP EXTREME COMPRESSOR COOLER 45L

NEW

The **Eco Deep Extreme Compressor Cooler 45L** is an extra large twin compartmented compact compressor with 2 zone cooler & freezer with a temperature range of 0°C to 10°C 30L cooler zone & a -10°C to -20°C 15L freezer zone. Suitable for leisure automotive & camping applications.

PITCHING

ANGLE MALLET
With Peg Puller



ETP
£6.99

MULTI MALLET
With Peg Puller &
Extendable Cleaner



ETP
£13.99

DELUXE STORM KIT
Includes 15 Tech Pegs, Angle Mallet
& 2 x Storm Straps



ETP
£19.99

PEG PULLER
With Peg Puller



ETP
£1.99

ECO PRODUCTS



ECO WARRIOR



ECO WARRIOR POWER PEG
(Case of 20)



ETP
£9.99

ECO WARRIOR GROUND SHEET PEG
(Case of 15)



ETP
£9.99

ECO WARRIOR TECH PEG
(Case of 15)



ETP
£12.99

CARAVAN JACK PAD FEET
PREMIUM (Set of 4)



ETP
£9.99

CARAVAN JACK PAD FEET
PLASTIC PINS (Set of 4)



ETP
£6.99

ECO COMBI RAMP SET
Adjustable Levelling Ramps with Anti Slip Mats
& Wheel Chocks



NEW



ETP
£39.99

BLUE DIAMOND ECO PEGS



ECO POWER PEGS
(Case of 20)



ETP
£9.99

ECO GROUND SHEET PEGS
(Case of 15)



ETP
£9.99

ECO PLASTIC PEGS
(Case of 25)



ETP
£9.99

BLUE DIAMOND PEGS

HARD GROUND PRO PEGS
(Case of 20)



ETP
£10.99

GLOW PRO PEGS
(Case of 20)



ETP
£13.99

PILE DRIVER PRO PEGS
(Case of 20)



ETP
£15.99

SCREW PRO PEGS
(Case of 20)



ETP
£15.99

BLUE DIAMOND SANITATION



2ltr TOILET FLUID



ETP
£9.99

2ltr BOWL CLEANER



ETP
£9.99

2ltr DOUBLE PACK



ETP
£11.99

1ltr TRIPLE PACK
1ltr toilet fluid + 1ltr bowl cleaner
+ enviro soft



ETP
£13.49

2ltr NATURE CALLS
ECO TOILET FLUID



ETP
£9.99

4 PACK TOILET ROLLS
Quick Dissolving



ETP
£3.99

STANDARD
PORTABLE TOILET
6ltr capacity



ETP
£29.99

FLUSHING
PORTABLE TOILET
14ltr waste tank capacity



ETP
£89.99

ECO COMPOSTING TOILET
8ltr liquids & 7.5ltr solids capacity



ETP
£279

COMPOSTING TOILET
STARTER PACK
Includes Solids Bucket with Lid,
Scented Chaff, Toilet Paper
2 x Compostable Bags



ETP
£19.99

COMPOSTING TOILET
ABSORBENT CHAFF
1 x 150g Bag of Absorbent Coffee Chaff



ETP
£3.99

COMPOSTING TOILET
SPARE URINE CONTAINER



ETP
£19.99

25Ltr JERRY CAN



ETP
£14.99

25Ltr AQUA CADDIE



ETP
£39.99

JERRY CAN TAP
Compatible with the 25Ltr Jerry Can
& the 25Ltr Aqua Caddy



ETP
£4.99

OUTDOOR-REVOLUTION.COM



A TRUSTED
BRITISH BRAND